

# Williams Universal Video Decoder

## Description:

This device will replace **ALL** of the Williams Video Decoder PROM IC's without any modification, just plug into the existing socket and set DIP switches

## Decoder Information:



### • Video Decoder 1



- Used on early Defender.
- Location **1G** (Only 1 decoder on MPU) \* No support for cocktail mode.
- DIP Switch **1 ON (2,3,4 - OFF)**

### • Video Decoder 2



- Used on ALL Later Defender
- Location **3K** (Closest to 24 RAM)
- DIP Switch **2 ON (1,3,4 - OFF)**

### • Video Decoder 3



- Used on ALL Later Defender
- Location **3E** (Closest to Molex connectors)
- DIP Switch **3 ON (1,2,4 - OFF)**

### • Video Decoder 4



- Used on: Stargate, Joust, Robotron, Sinistar, Bubbles, Splat, Blaster
- Location **3G** (Closest to 24 RAM)
- DIP Switch **4 ON (1,2,3 - OFF)**

### • Video Decoder 5




- Used on early Stargate
- Location **3C** (Closest To Molex connectors)
- Can be replaced with Decoder 6
- DIP Switches - **ALL ON**

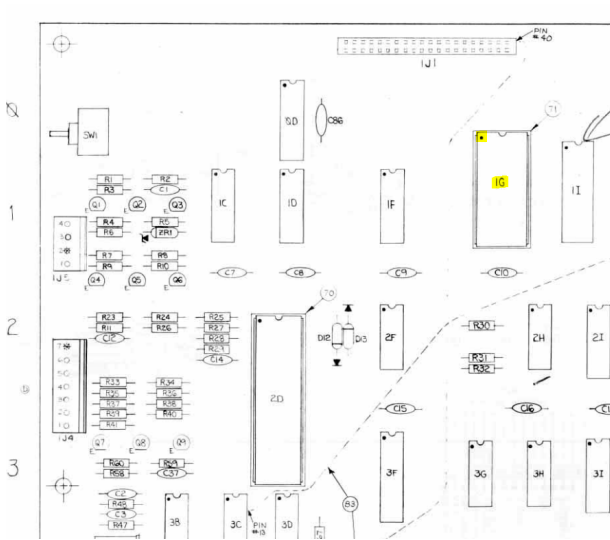
### • Video Decoder 6



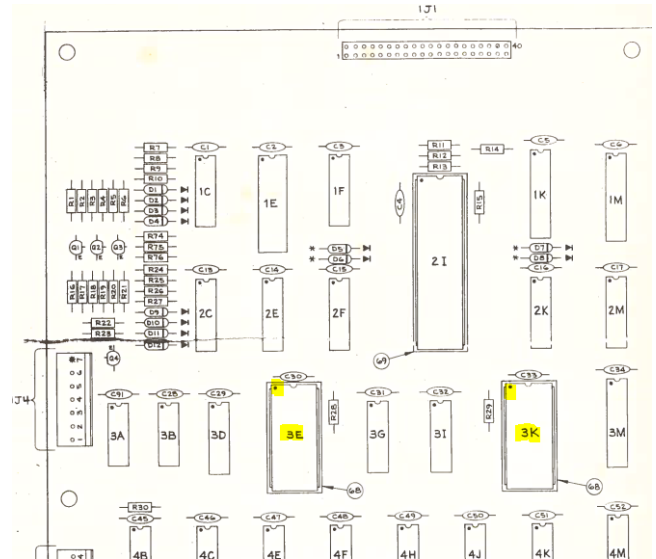
- Used on: Stargate, Joust, Robotron, Sinistar, Bubbles, Splat, Blaster
- Location **3C** (Closest to Molex Connectors)
- DIP Switches - **ALL OFF** (Default when shipped)



### Early Defender MPU



### Later Defender (Most Games)



### Joust, Robotron, Bubbles, Sinistar, Splat MPU

